

Christ Church Parish Survey 2024

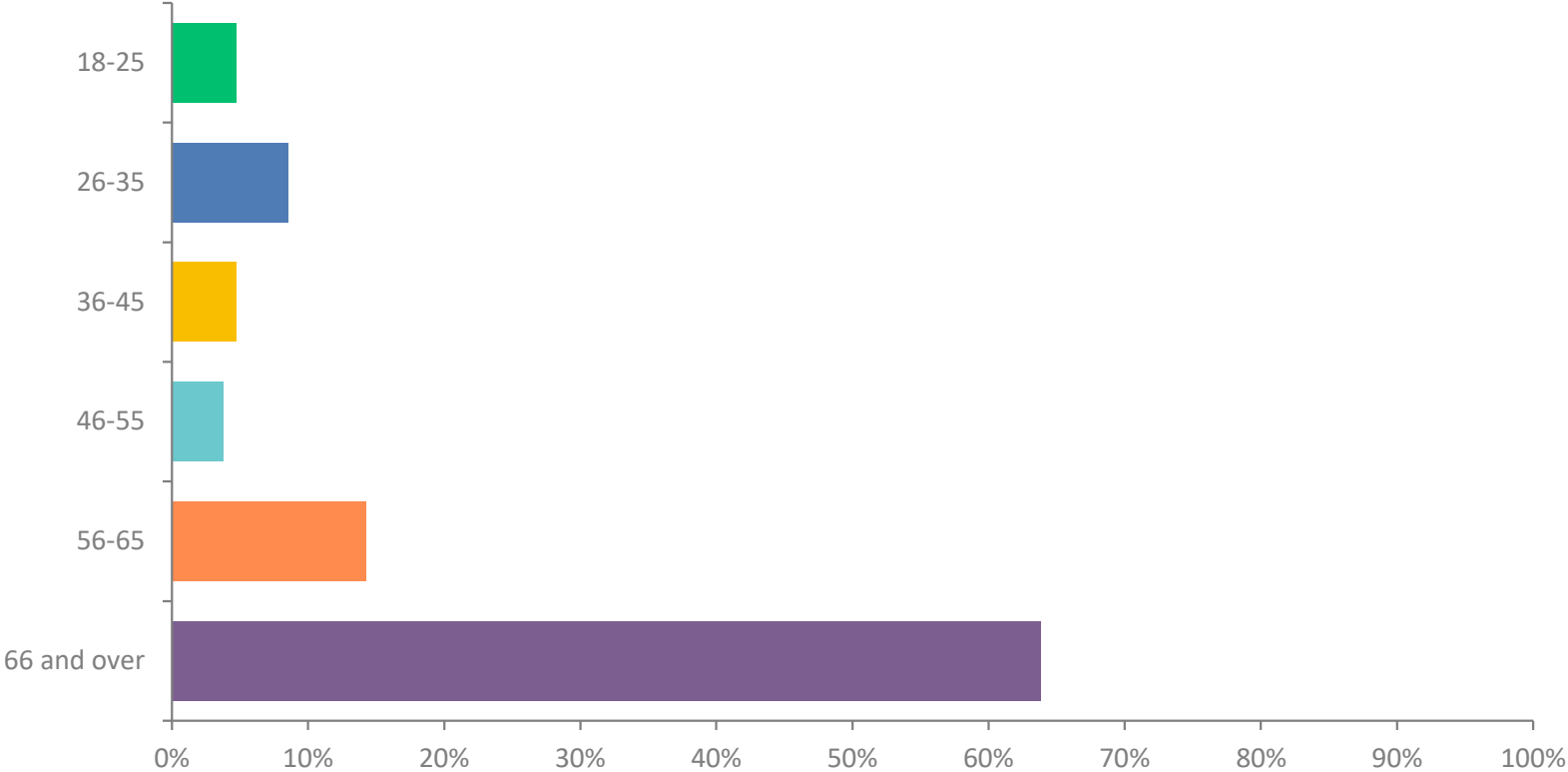
Tuesday, August 20, 2024

Powered by  SurveyMonkey

Parish Demographics

Q1: Your age range:

Answered: 105 Skipped: 1



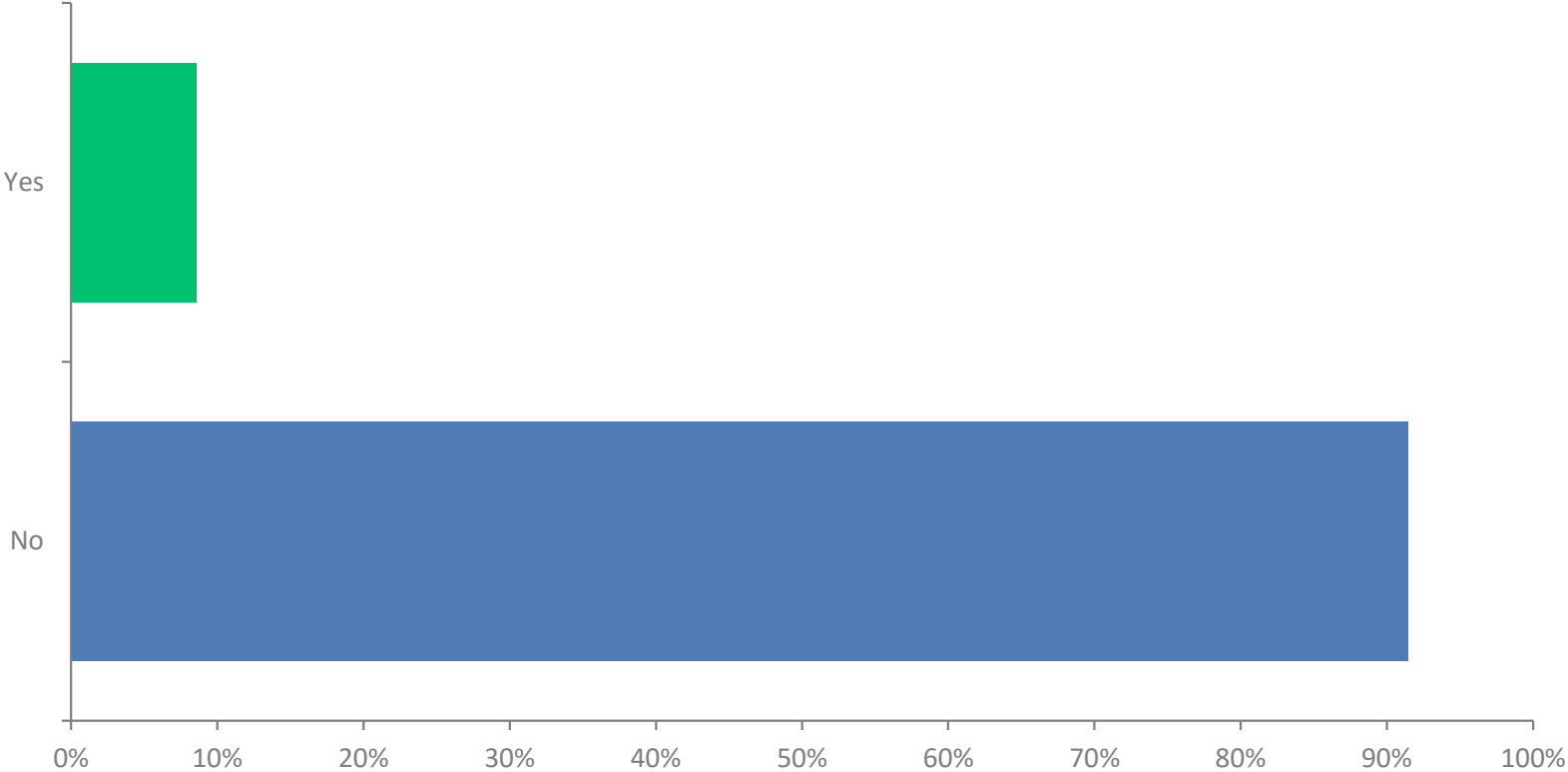
Q1: Your age range:

Answered: 105 Skipped: 1

ANSWER CHOICES	RESPONSES	
18-25	4.76%	5
26-35	8.57%	9
36-45	4.76%	5
46-55	3.81%	4
56-65	14.29%	15
66 and over	63.81%	67
TOTAL		105

Q2: Do you have school aged children?

Answered: 105 Skipped: 1



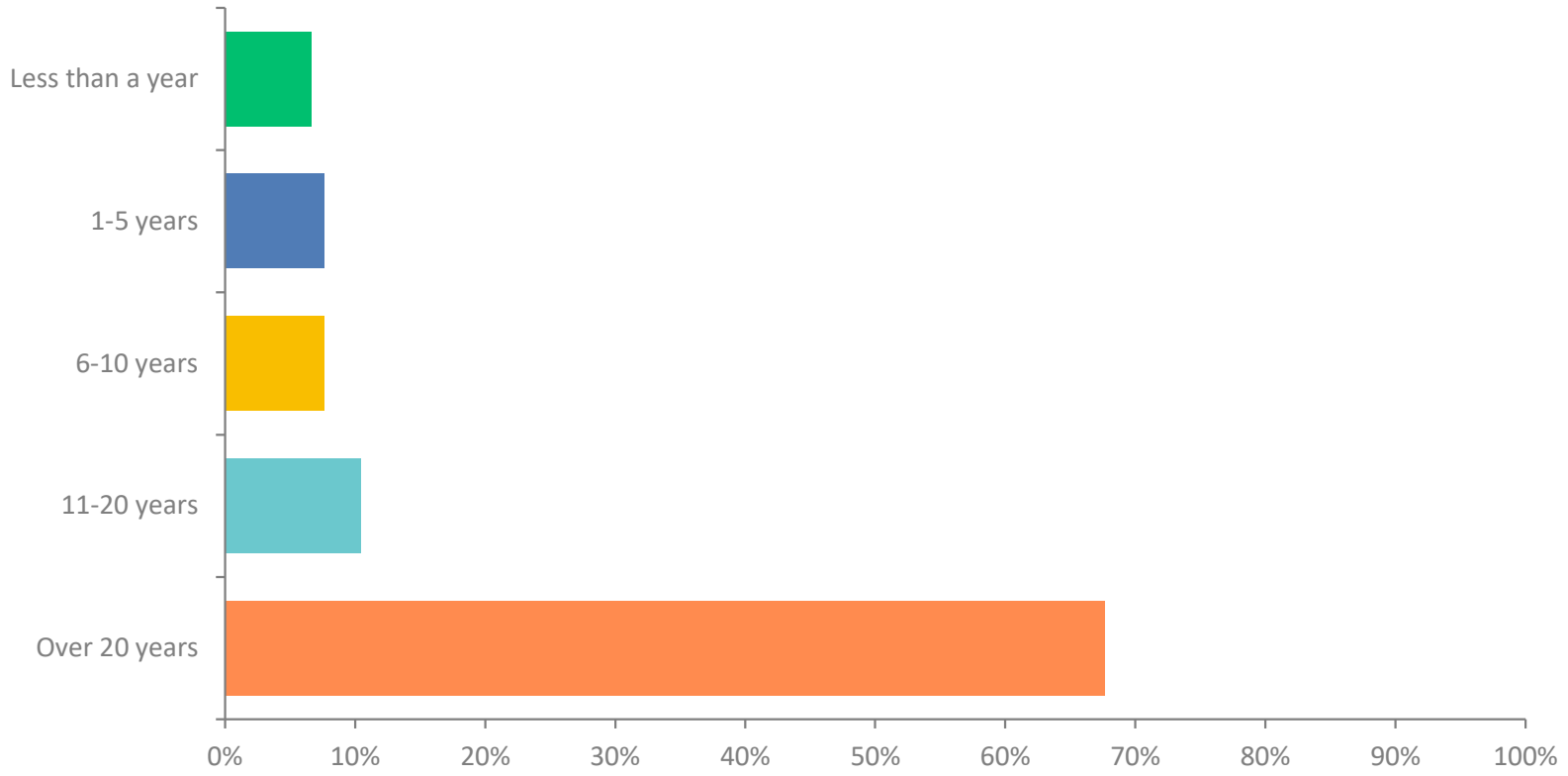
Q2: Do you have school aged children?

Answered: 105 Skipped: 1

ANSWER CHOICES	RESPONSES	
Yes	8.57%	9
No	91.43%	96
TOTAL		105

Q3: Approximately how many years have you attended Christ Church?

Answered: 105 Skipped: 1



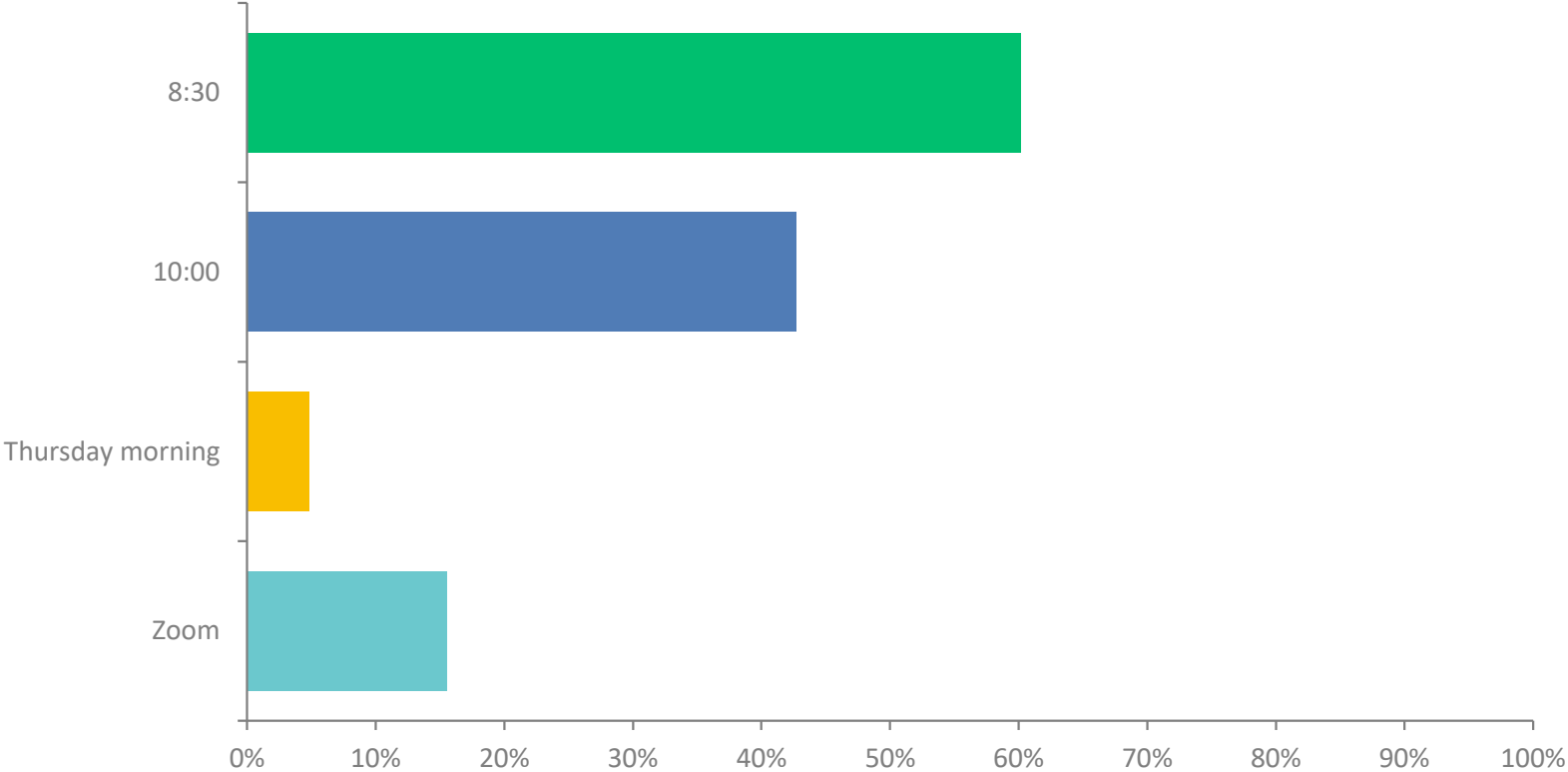
Q3: Approximately how many years have you attended Christ Church?

Answered: 105 Skipped: 1

ANSWER CHOICES	RESPONSES	
Less than a year	6.67%	7
1-5 years	7.62%	8
6-10 years	7.62%	8
11-20 years	10.48%	11
Over 20 years	67.62%	71
TOTAL		105

Q4: Which service(s) do you usually attend? (Mark all that apply):

Answered: 103 Skipped: 3



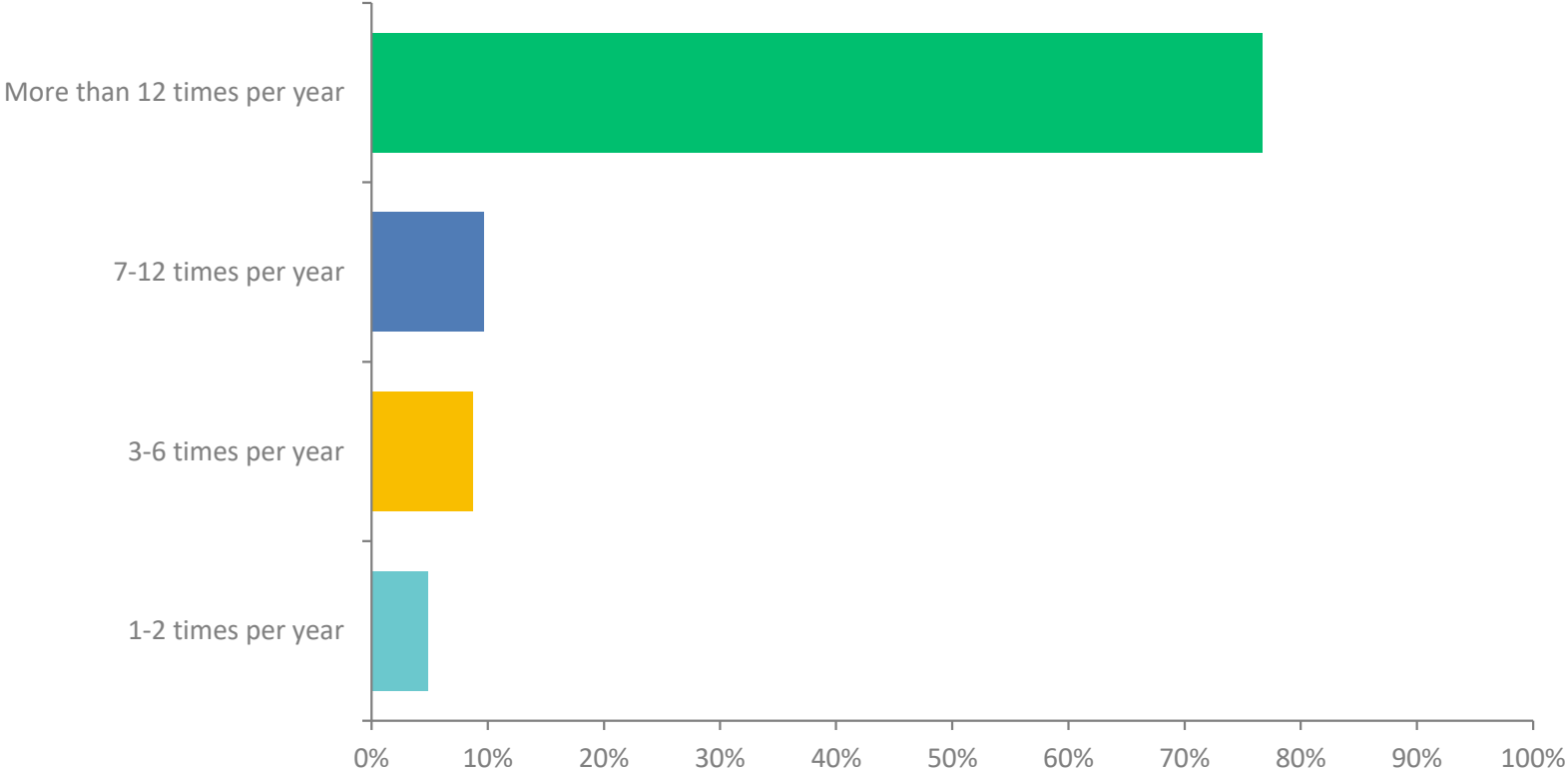
Q4: Which service(s) do you usually attend? (Mark all that apply):

Answered: 103 Skipped: 3

ANSWER CHOICES	RESPONSES	
8:30	60.19%	62
10:00	42.72%	44
Thursday morning	4.85%	5
Zoom	15.53%	16
TOTAL		127

Q5: How often do you attend?

Answered: 103 Skipped: 3



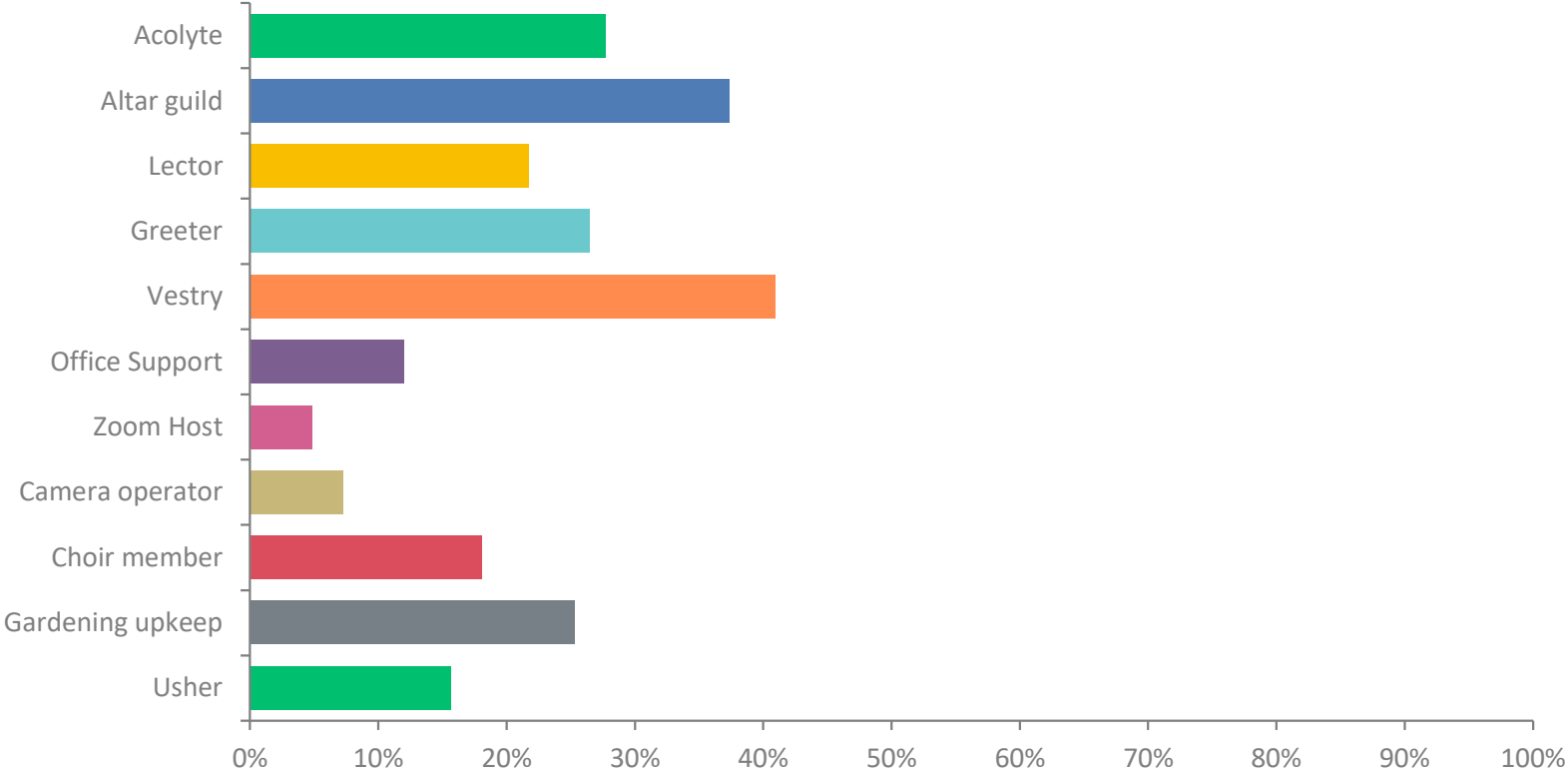
Q5: How often do you attend?

Answered: 103 Skipped: 3

ANSWER CHOICES	RESPONSES	
More than 12 times per year	76.70%	79
7-12 times per year	9.71%	10
3-6 times per year	8.74%	9
1-2 times per year	4.85%	5
TOTAL		103

Q6: Have you served as any of the following? (Check all that apply)

Answered: 83 Skipped: 23



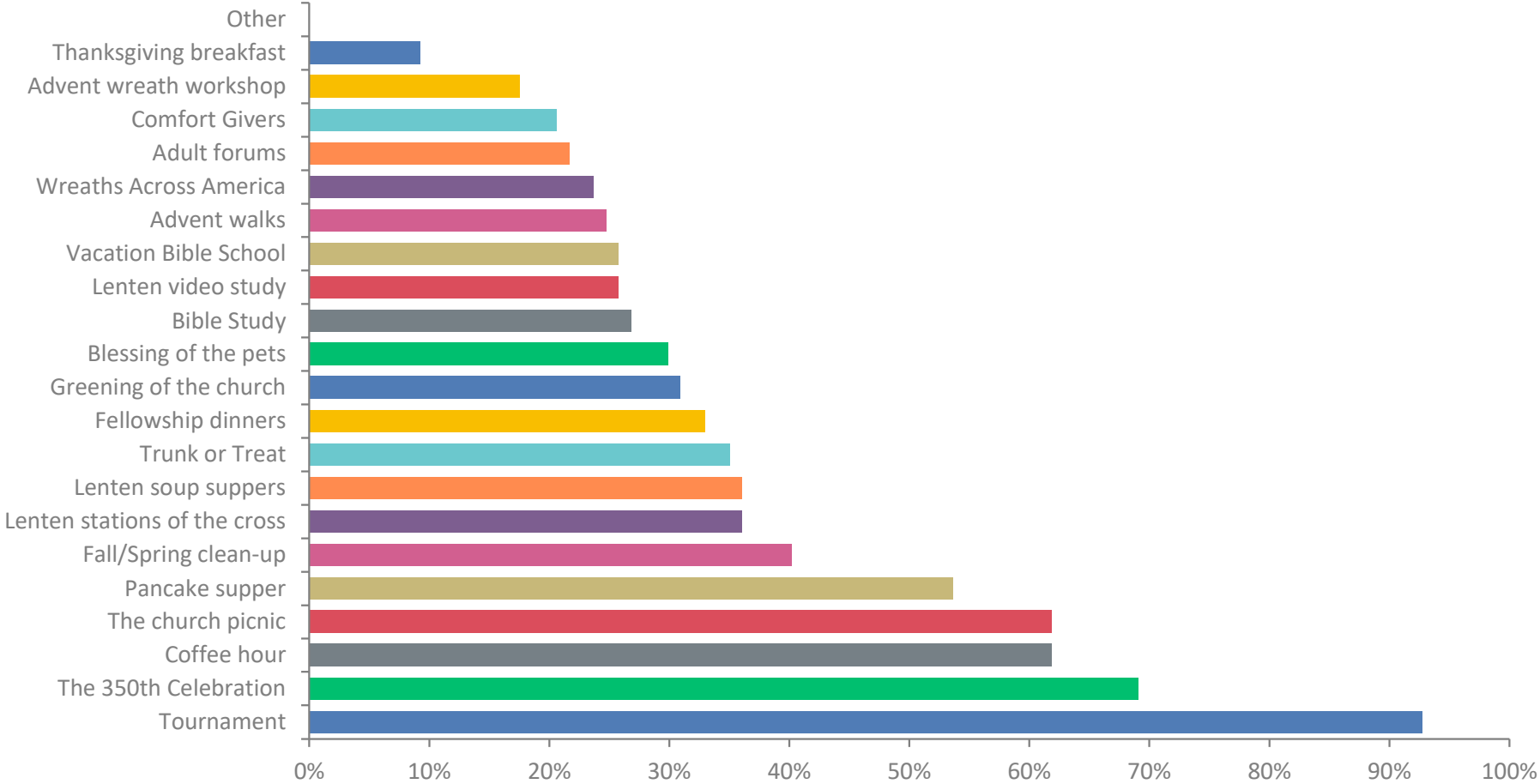
Q6: Have you served as any of the following? (Check all that apply)

Answered: 83 Skipped: 23

ANSWER CHOICES	RESPONSES	
Acolyte	27.71%	23
Altar guild	37.35%	31
Lector	21.69%	18
Greeter	26.51%	22
Vestry	40.96%	34
Office Support	12.05%	10
Zoom Host	4.82%	4
Camera operator	7.23%	6
Choir member	18.07%	15
Gardening upkeep	25.30%	21
Usher	15.66%	13
TOTAL		197

Q7: Select all activities below that you have participated in during the last 7 years:

Answered: 97 Skipped: 9



Q7: Select all activities below that you have participated in during the last 7 years:

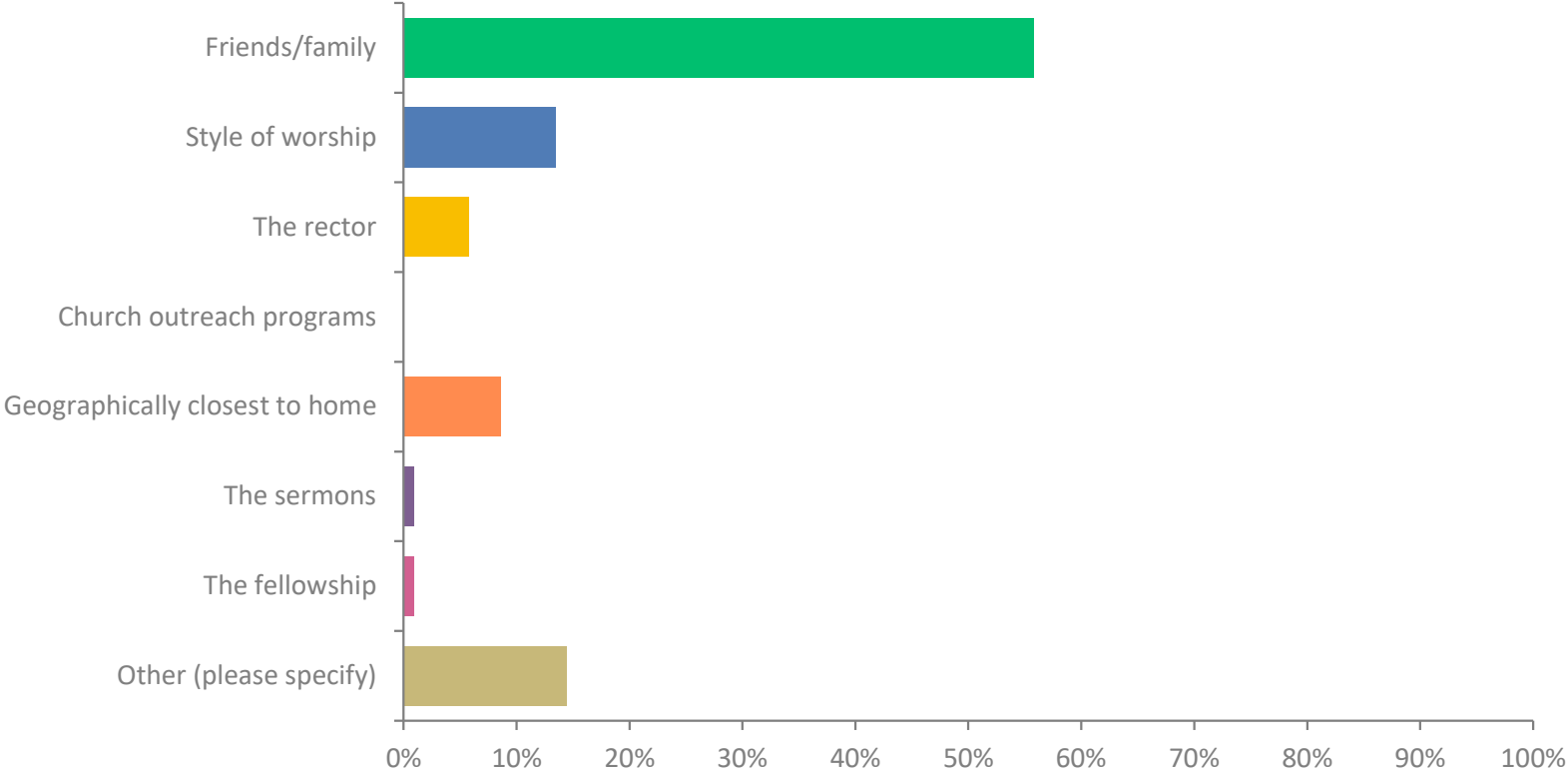
Answered: 97 Skipped: 9

ANSWER CHOICES	RESPONSES	
Other	0.00%	0
Thanksgiving breakfast	9.28%	9
Advent wreath workshop	17.53%	17
Comfort Givers	20.62%	20
Adult forums	21.65%	21
Wreaths Across America	23.71%	23
Advent walks	24.74%	24
Vacation Bible School	25.77%	25

Lenten video study	25.77%	25
Bible Study	26.80%	26
Blessing of the pets	29.90%	29
Greening of the church	30.93%	30
Fellowship dinners	32.99%	32
Trunk or Treat	35.05%	34
Lenten soup suppers	36.08%	35
Lenten stations of the cross	36.08%	35
Fall/Spring clean-up	40.21%	39
Pancake supper	53.61%	52
The church picnic	61.86%	60
Coffee hour	61.86%	60
The 350th Celebration	69.07%	67
Tournament	92.78%	90
TOTAL		753

Q8: What initially drew you to Christ Church?

Answered: 104 Skipped: 2



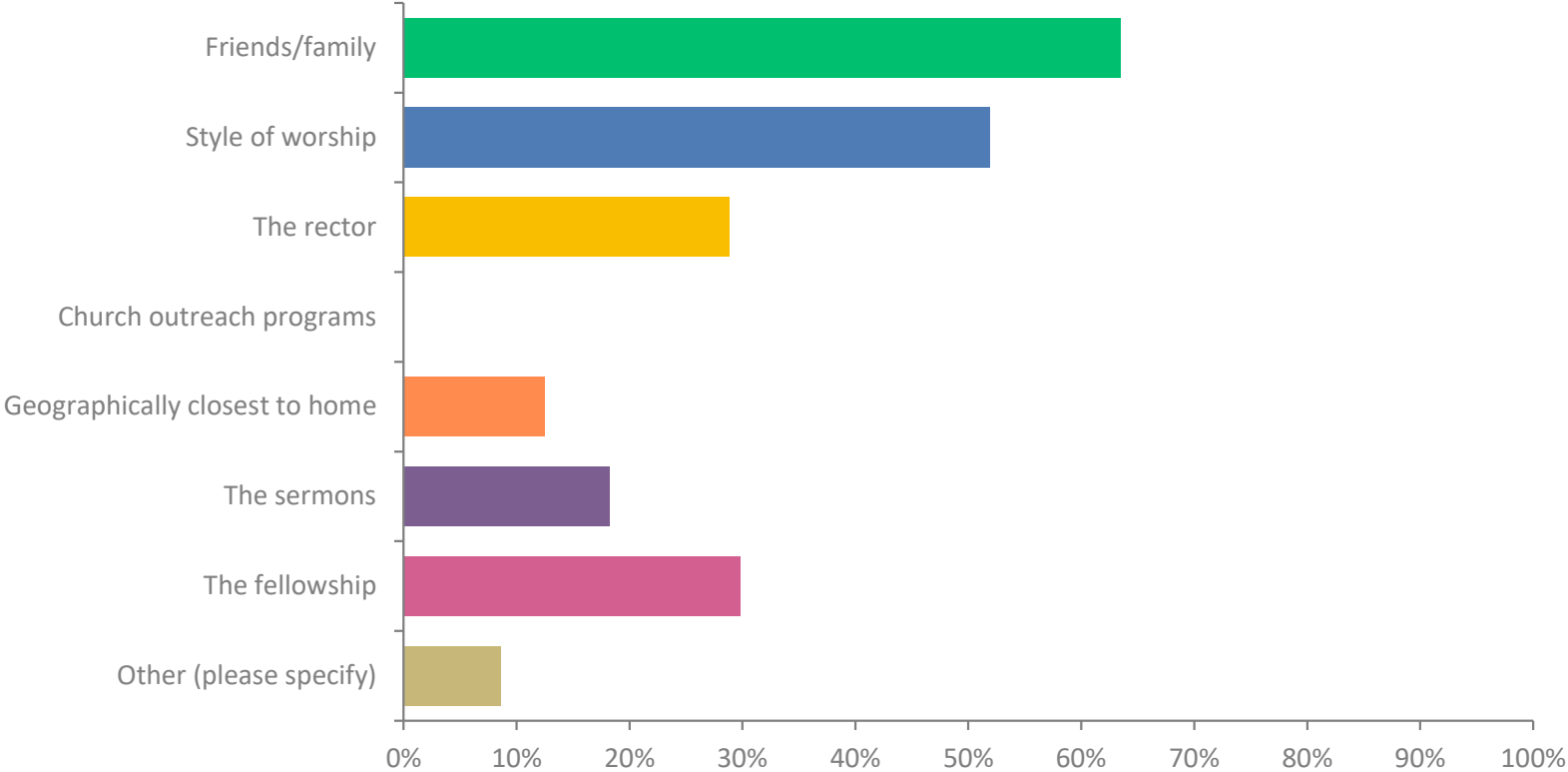
Q8: What initially drew you to Christ Church?

Answered: 104 Skipped: 2

ANSWER CHOICES	RESPONSES	
Friends/family	55.77%	58
Style of worship	13.46%	14
The rector	5.77%	6
Church outreach programs	0.00%	0
Geographically closest to home	8.65%	9
The sermons	0.96%	1
The fellowship	0.96%	1
Other (please specify)	14.42%	15
TOTAL		104

Q9: Why do you stay at Christ Church? (Select your top 2 reasons)

Answered: 104 Skipped: 2



Q9: Why do you stay at Christ Church? (Select your top 2 reasons)

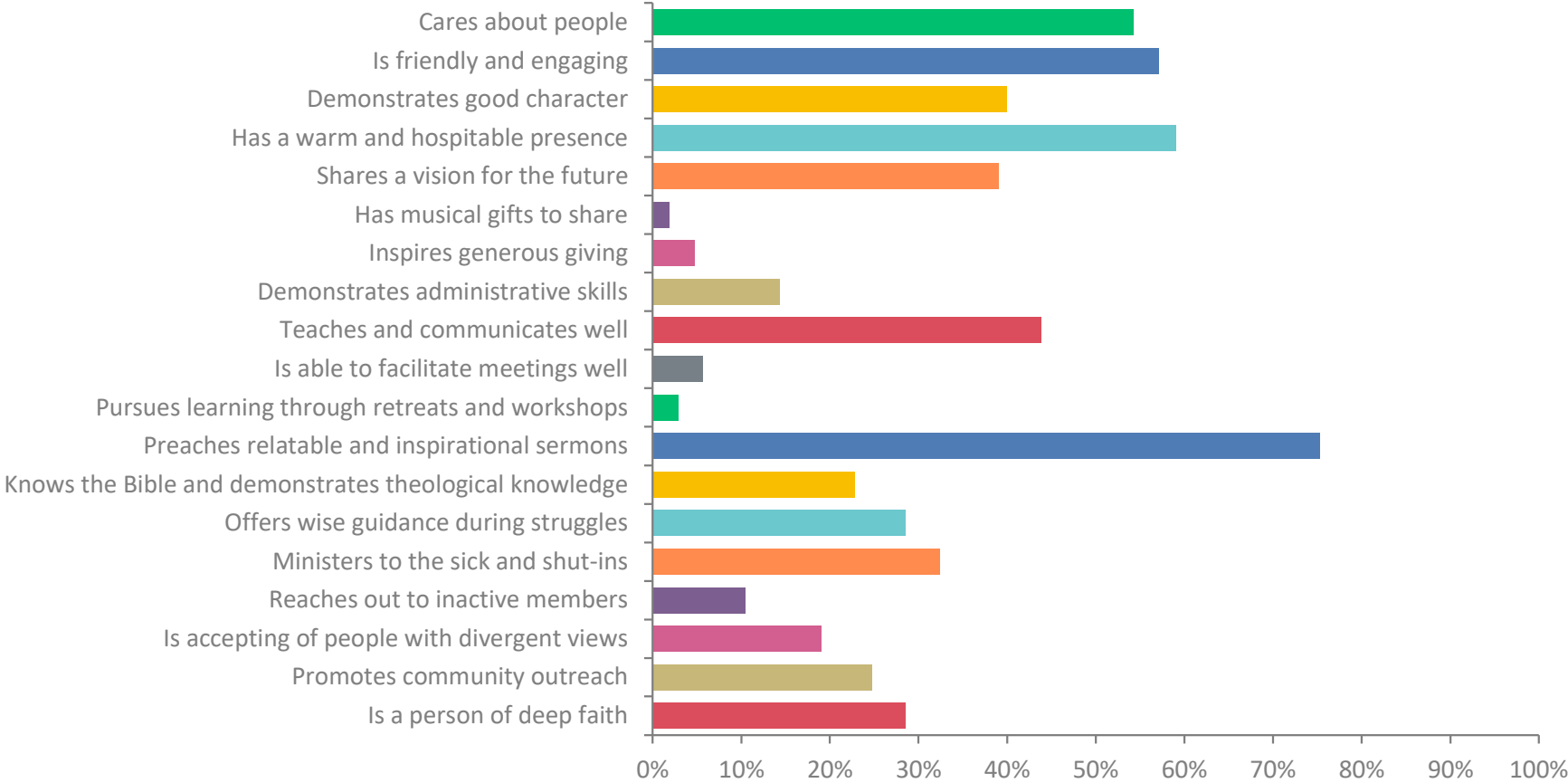
Answered: 104 Skipped: 2

ANSWER CHOICES	RESPONSES	
Friends/family	63.46%	66
Style of worship	51.92%	54
The rector	28.85%	30
Church outreach programs	0.00%	0
Geographically closest to home	12.50%	13
The sermons	18.27%	19
The fellowship	29.81%	31
Other (please specify)	8.65%	9
TOTAL		222

Rector Qualities

Q10: What are important characteristics in a rector? (Select your top 5):

Answered: 105 Skipped: 1



Q10: What are important characteristics in a rector? (Select your top 5):

Answered: 105 Skipped: 1

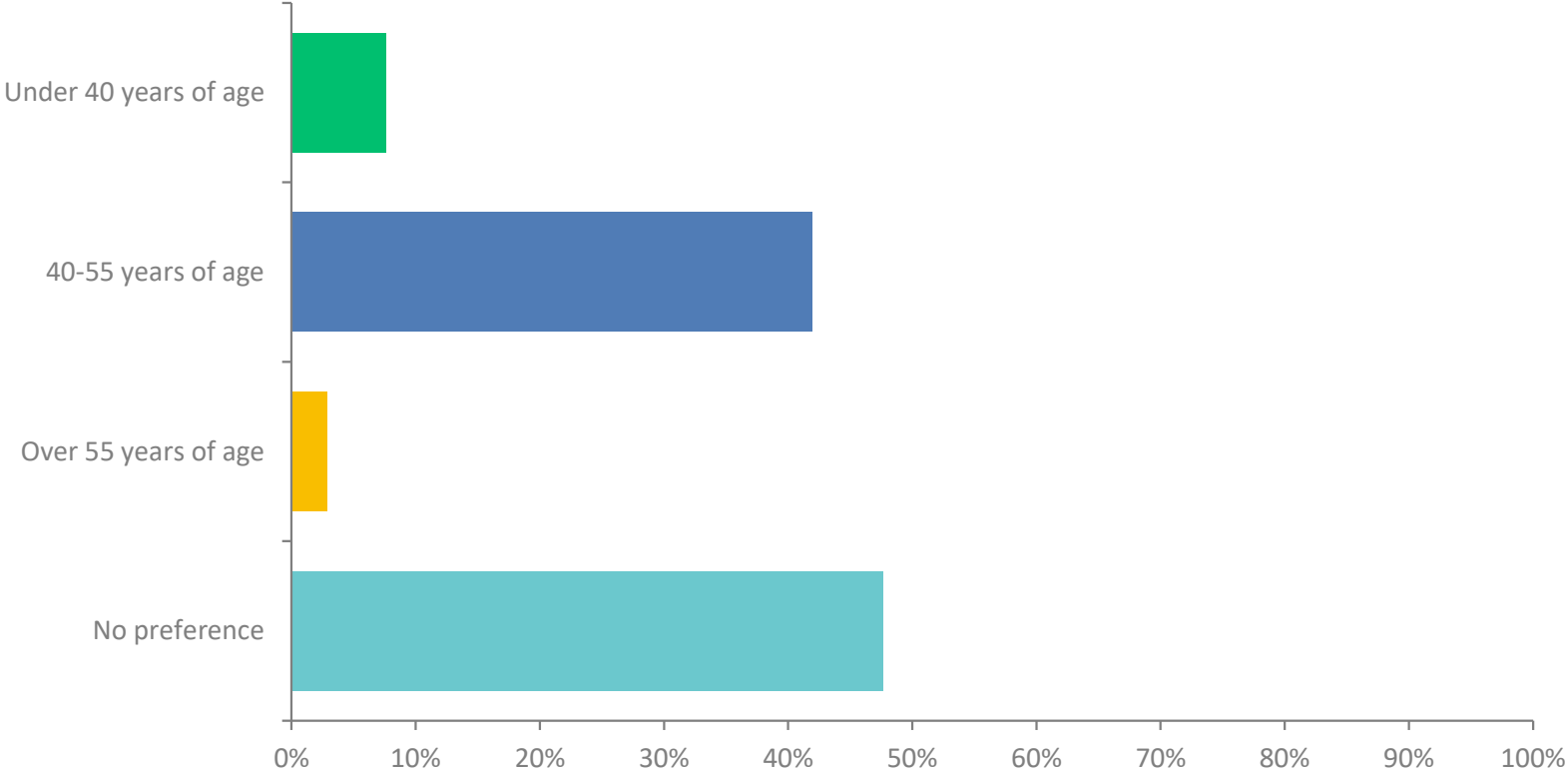
ANSWER CHOICES	RESPONSES	
Cares about people	54.29%	57
Is friendly and engaging	57.14%	60
Demonstrates good character	40.00%	42
Has a warm and hospitable presence	59.05%	62
Shares a vision for the future	39.05%	41
Has musical gifts to share	1.90%	2
Inspires generous giving	4.76%	5
Demonstrates administrative skills	14.29%	15
Teaches and communicates well	43.81%	46

Powered by  SurveyMonkey

Is able to facilitate meetings well	5.71%	6
Pursues learning through retreats and workshops	2.86%	3
Preaches relatable and inspirational sermons	75.24%	79
Knows the Bible and demonstrates theological knowledge	22.86%	24
Offers wise guidance during struggles	28.57%	30
Ministers to the sick and shut-ins	32.38%	34
Reaches out to inactive members	10.48%	11
Is accepting of people with divergent views	19.05%	20
Promotes community outreach	24.76%	26
Is a person of deep faith	28.57%	30
TOTAL		593

Q11: In what age range would you like our new rector?

Answered: 105 Skipped: 1



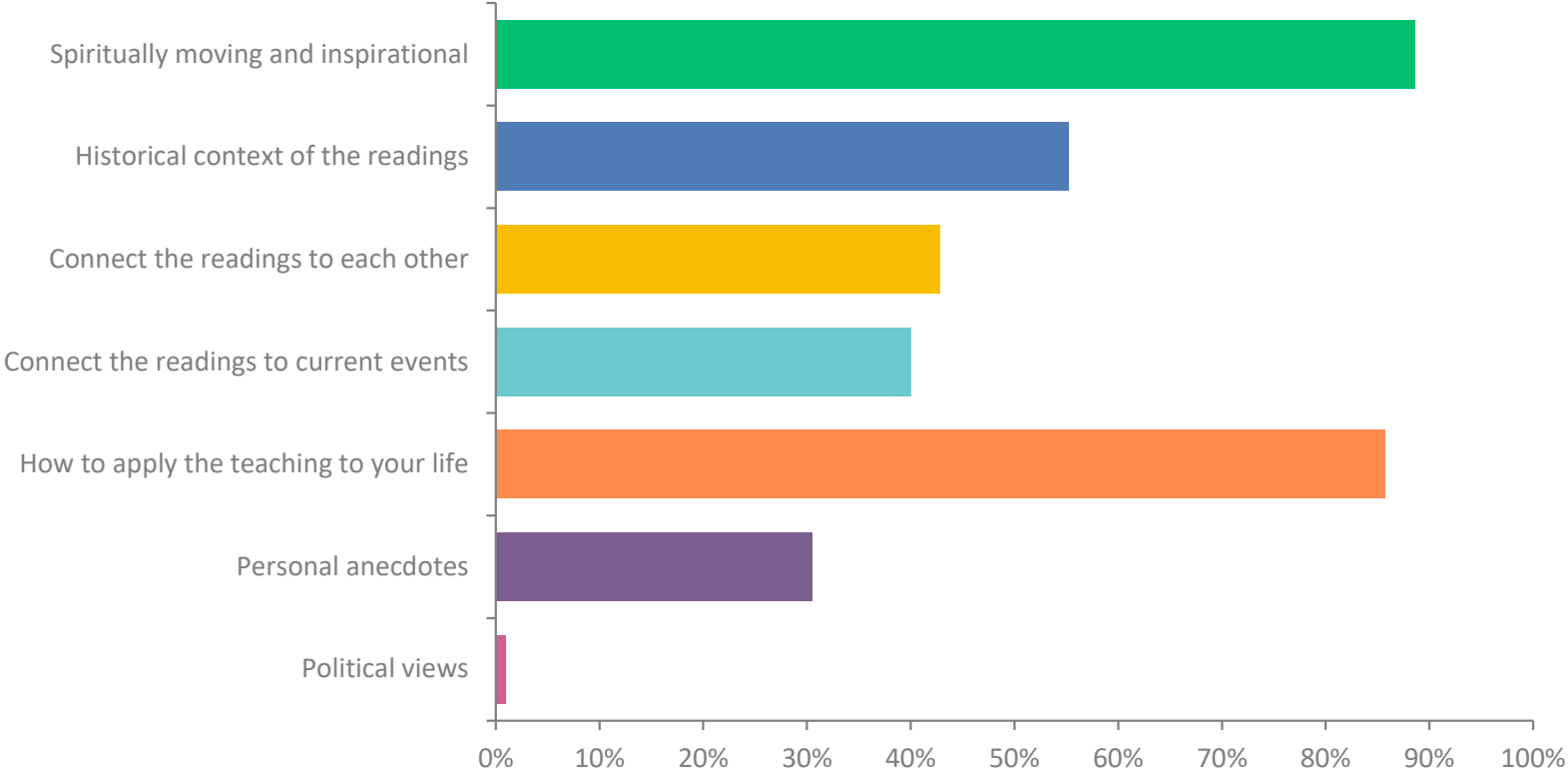
Q11: In what age range would you like our new rector?

Answered: 105 Skipped: 1

ANSWER CHOICES	RESPONSES	
Under 40 years of age	7.62%	8
40-55 years of age	41.90%	44
Over 55 years of age	2.86%	3
No preference	47.62%	50
TOTAL		105

Q12: What do you want in a sermon? (Select all that apply):

Answered: 105 Skipped: 1



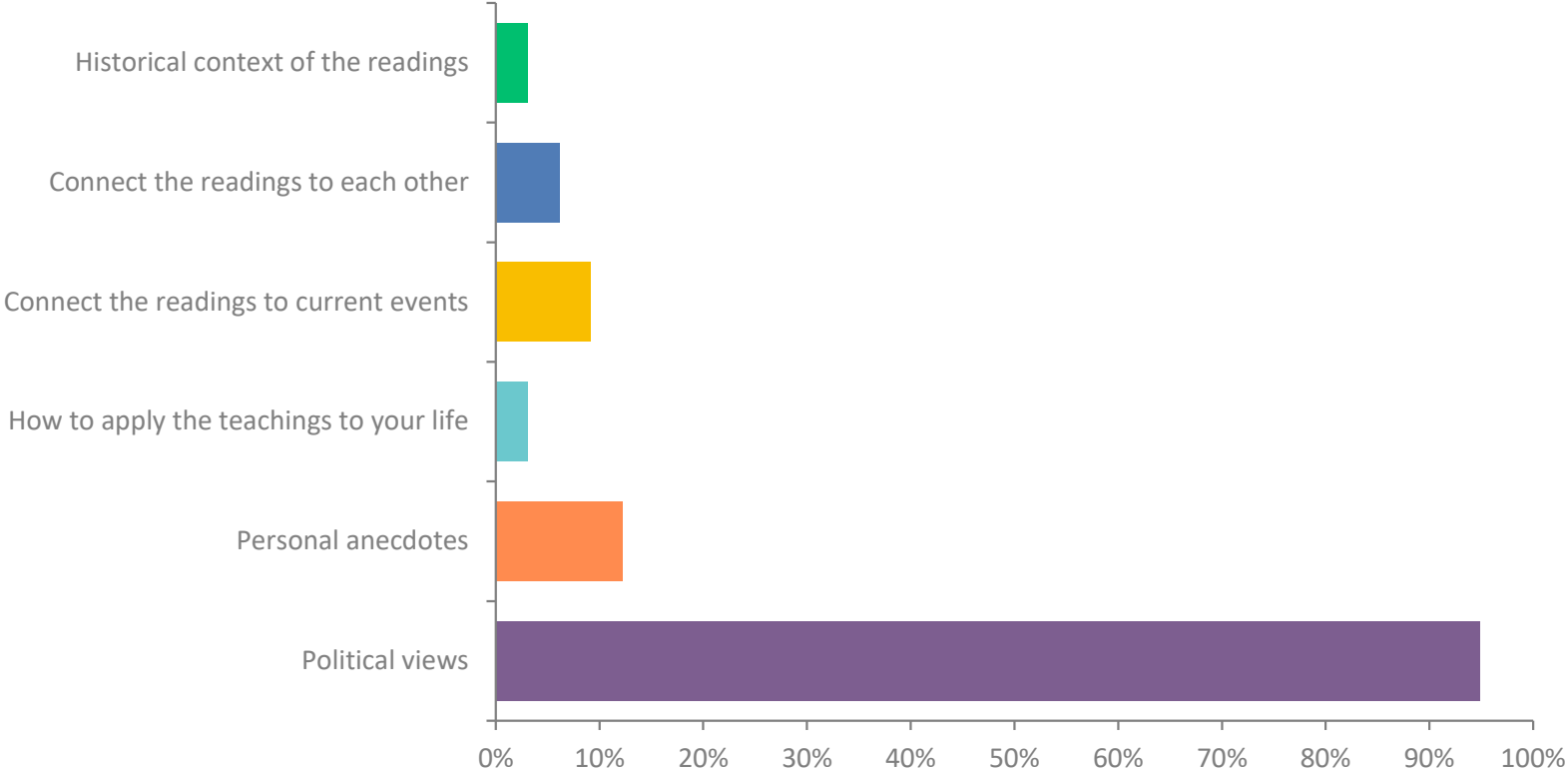
Q12: What do you want in a sermon? (Select all that apply):

Answered: 105 Skipped: 1

ANSWER CHOICES	RESPONSES	
Spiritually moving and inspirational	88.57%	93
Historical context of the readings	55.24%	58
Connect the readings to each other	42.86%	45
Connect the readings to current events	40.00%	42
How to apply the teaching to your life	85.71%	90
Personal anecdotes	30.48%	32
Political views	0.95%	1
TOTAL		361

Q13: What topics do you not want to hear? (Select all that apply):

Answered: 98 Skipped: 8



Q13: What topics do you not want to hear? (Select all that apply):

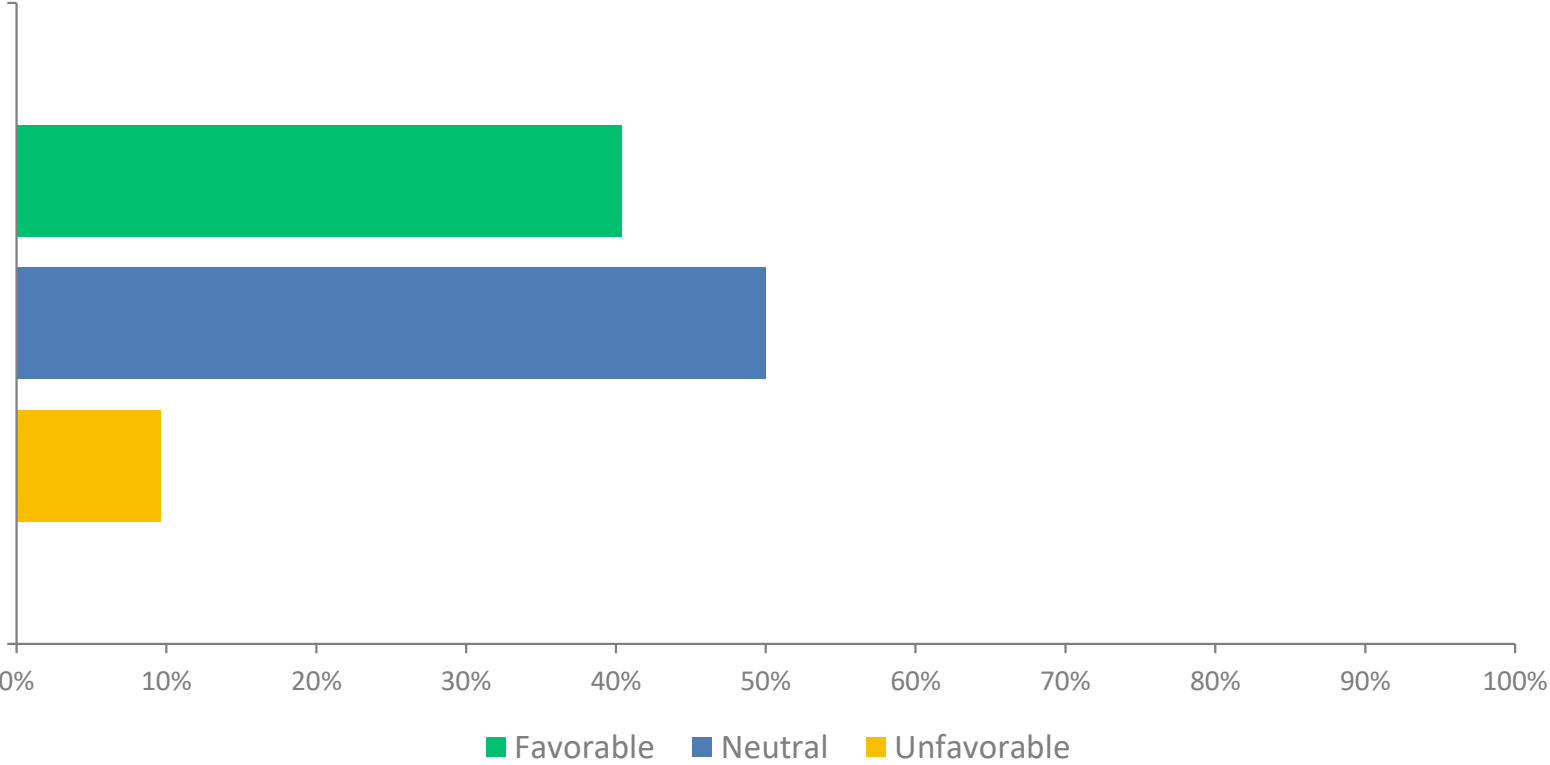
Answered: 98 Skipped: 8

ANSWER CHOICES	RESPONSES	
Historical context of the readings	3.06%	3
Connect the readings to each other	6.12%	6
Connect the readings to current events	9.18%	9
How to apply the teachings to your life	3.06%	3
Personal anecdotes	12.24%	12
Political views	94.90%	93
TOTAL		126

Going Forward

Q14: How do you feel about a weekly combined coffee hour between services?

Answered: 104 Skipped: 2



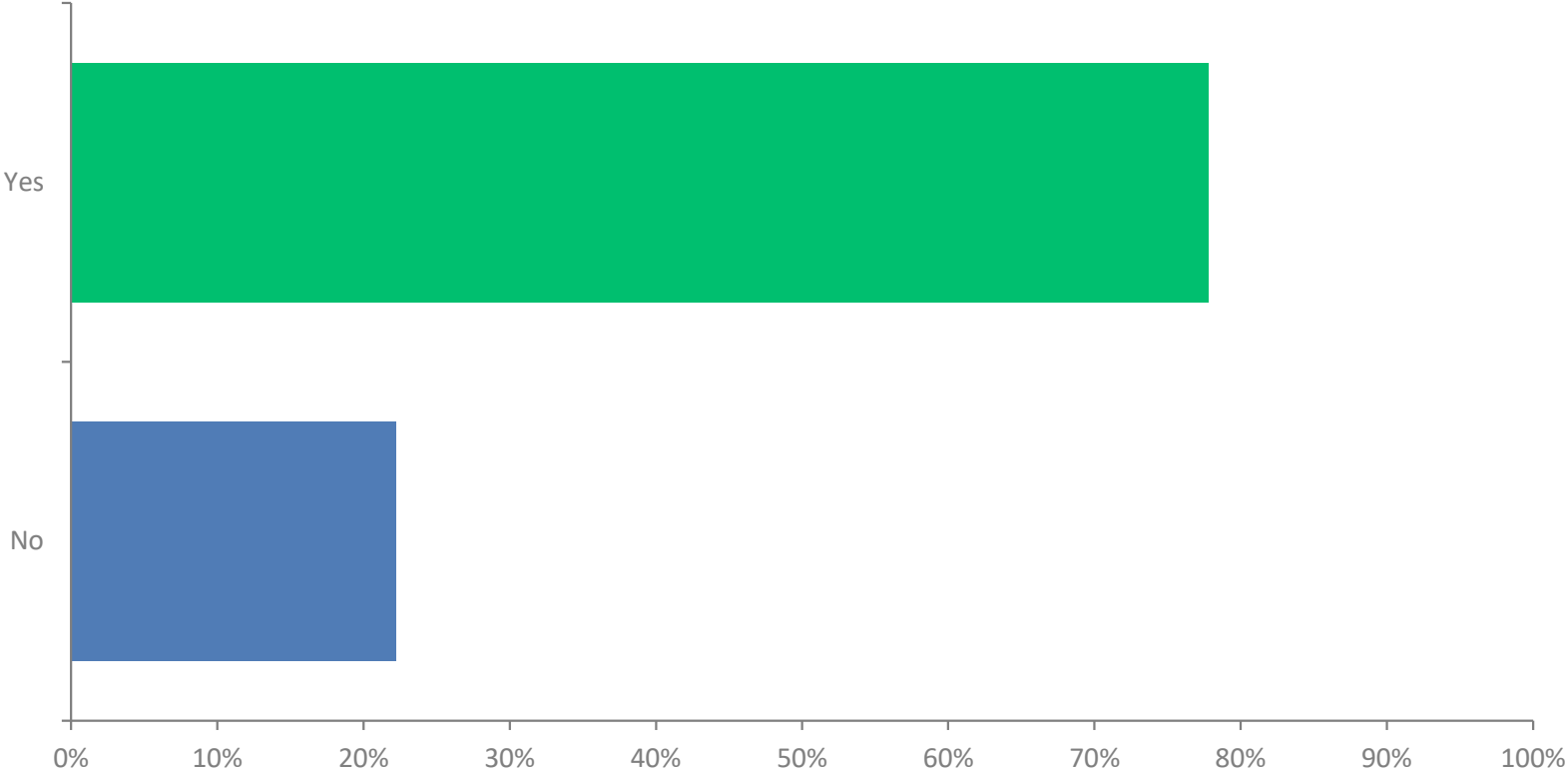
Q14: How do you feel about a weekly combined coffee hour between services?

Answered: 104 Skipped: 2

FAVORABLE	NEUTRAL	UNFAVORABLE	TOTAL	WEIGHTED AVERAGE
40.38% 42	50.00% 52	9.62% 10	104	1.69

Q15: Would you support a slight alteration in church start times to accommodate an expanded coffee hour between services? (ex. 8:00 and 10:15)

Answered: 99 Skipped: 7



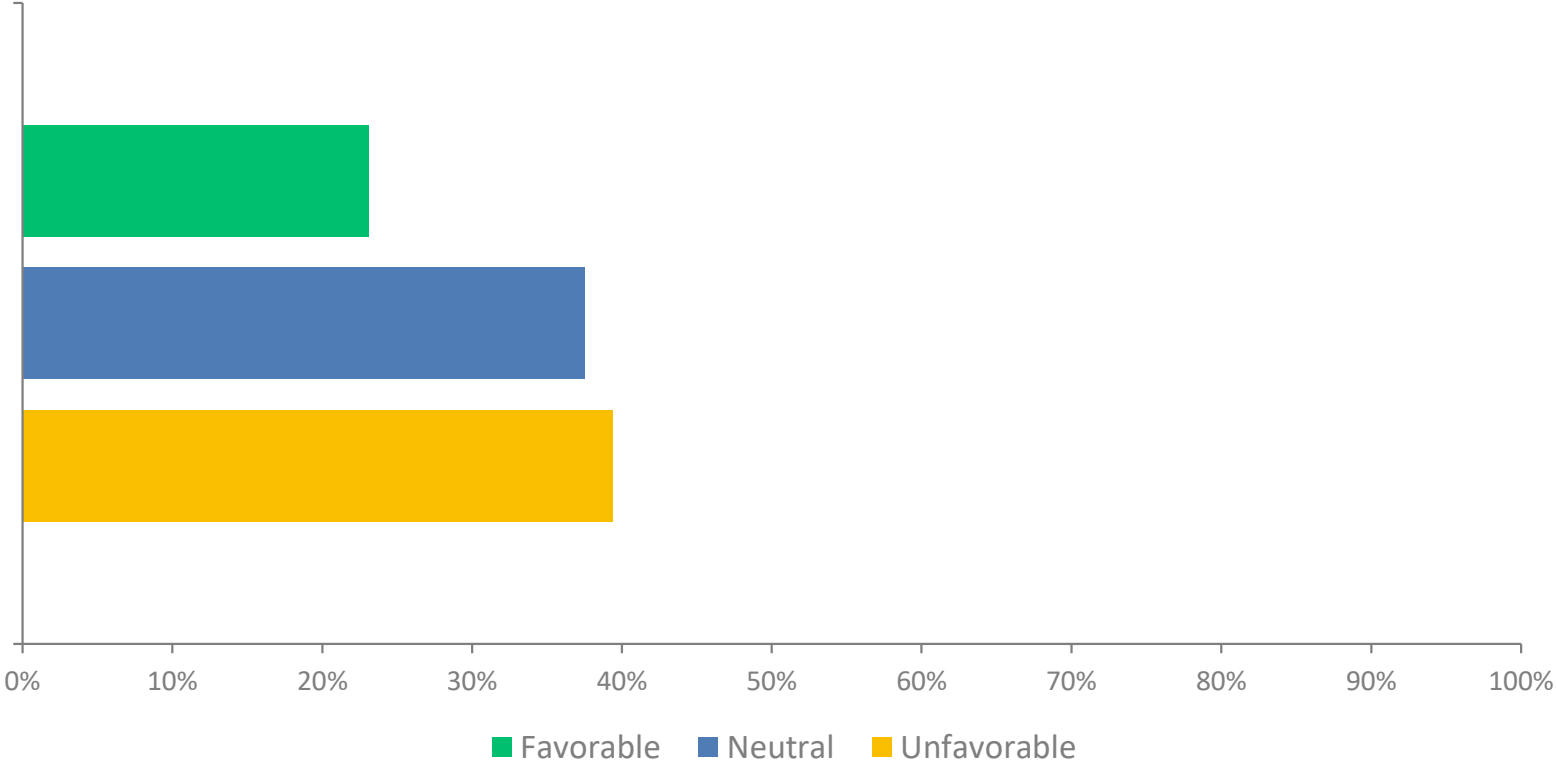
Q15: Would you support a slight alteration in church start times to accommodate an expanded coffee hour between services? (ex. 8:00 and 10:15)

Answered: 99 Skipped: 7

ANSWER CHOICES	RESPONSES	
Yes	77.78%	77
No	22.22%	22
TOTAL		99

Q16: How do you feel about the church offering only one Sunday morning service?

Answered: 104 Skipped: 2



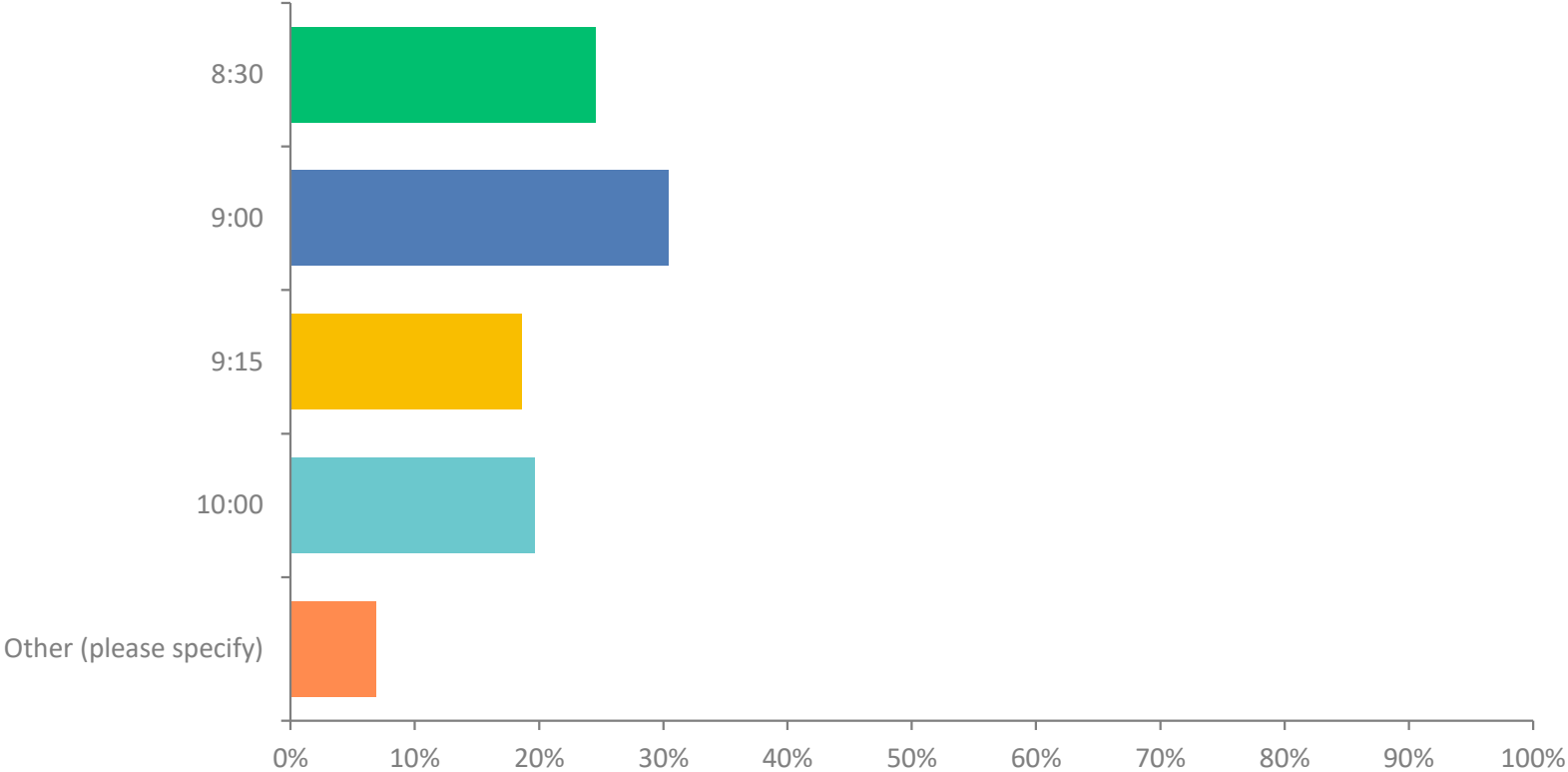
Q16: How do you feel about the church offering only one Sunday morning service?

Answered: 104 Skipped: 2

FAVORABLE	NEUTRAL	UNFAVORABLE	TOTAL	WEIGHTED AVERAGE
23.08%	37.50%	39.42%	104	2.16
24	39	41		

Q17: If we went to one service on Sundays, which time would you prefer?

Answered: 102 Skipped: 4



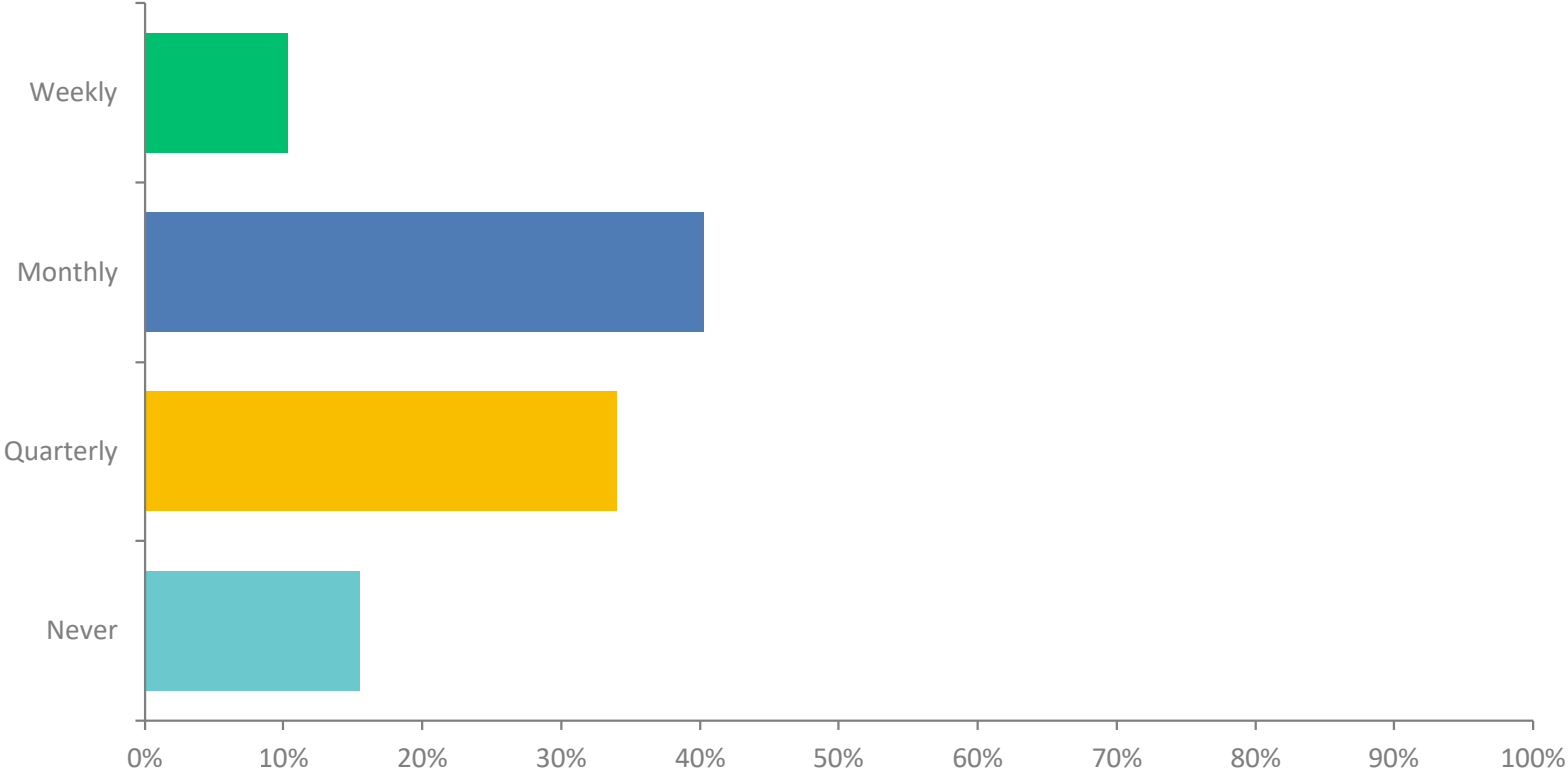
Q17: If we went to one service on Sundays, which time would you prefer?

Answered: 102 Skipped: 4

ANSWER CHOICES	RESPONSES	
8:30	24.51%	25
9:00	30.39%	31
9:15	18.63%	19
10:00	19.61%	20
Other (please specify)	6.86%	7
TOTAL		102

Q18: How often would you like the church to have a single service on Sundays?

Answered: 97 Skipped: 9



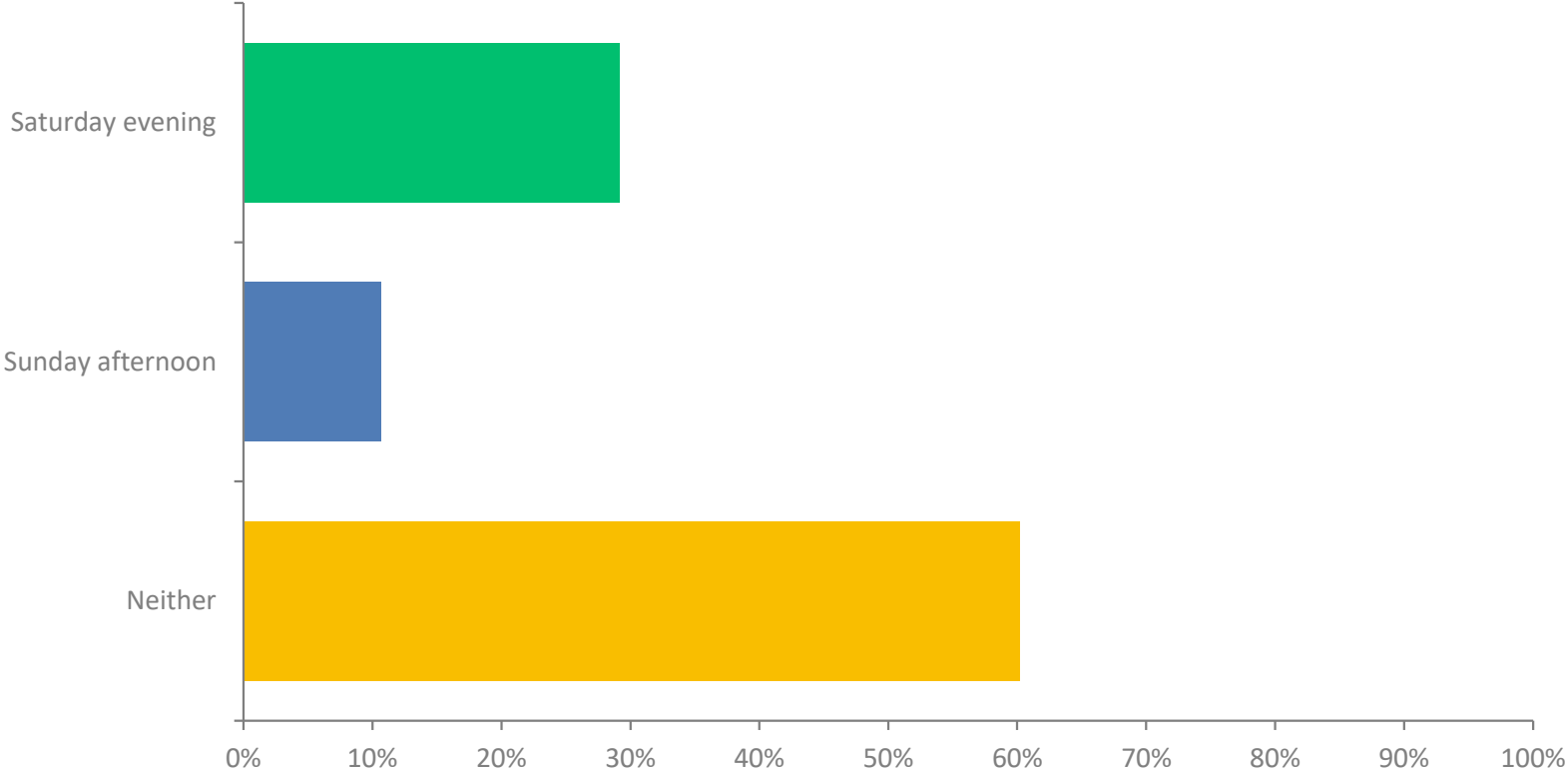
Q18: How often would you like the church to have a single service on Sundays?

Answered: 97 Skipped: 9

ANSWER CHOICES	RESPONSES	
Weekly	10.31%	10
Monthly	40.21%	39
Quarterly	34.02%	33
Never	15.46%	15
TOTAL		97

Q19: Would you attend a Saturday evening service or Sunday afternoon service?

Answered: 103 Skipped: 3



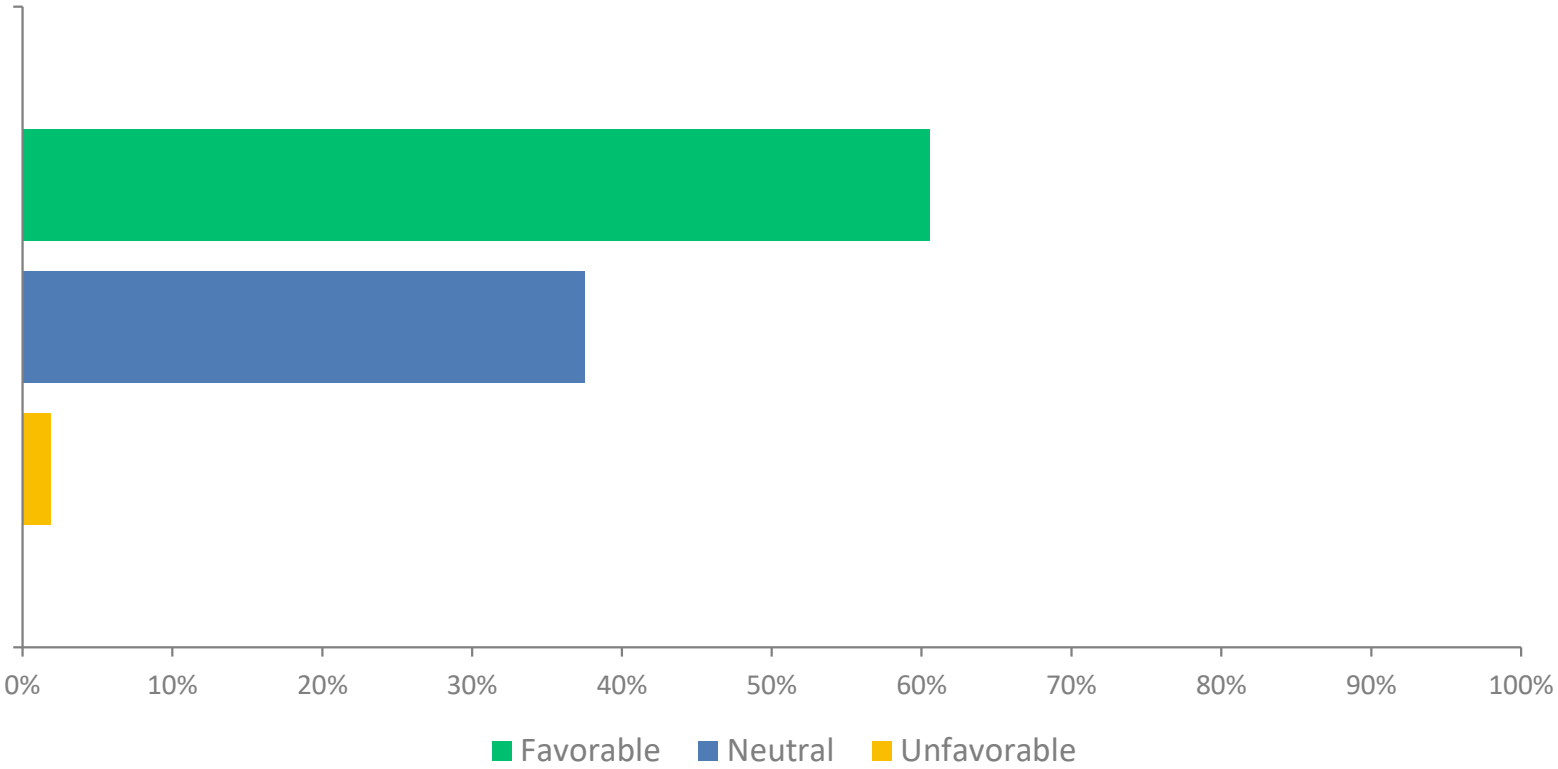
Q19: Would you attend a Saturday evening service or Sunday afternoon service?

Answered: 103 Skipped: 3

ANSWER CHOICES	RESPONSES	
Saturday evening	29.13%	30
Sunday afternoon	10.68%	11
Neither	60.19%	62
TOTAL		103

Q20: An Episcopal Congregational Research report states that: Congregations with more special events and fellowship activities were more likely to be growing. What do you think of the idea of monthly community outreach (requires parish participation)?

Answered: 104 Skipped: 2



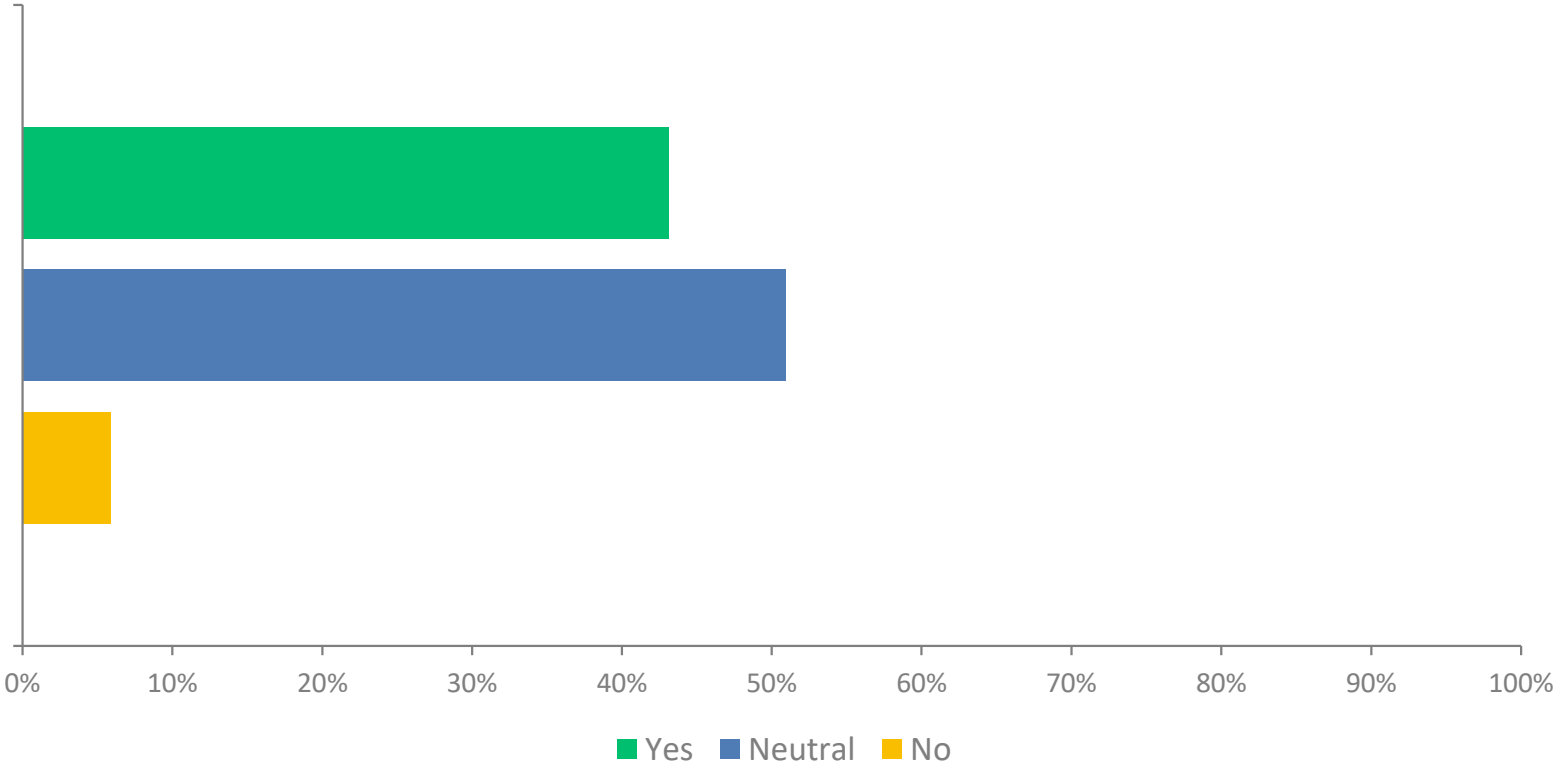
Q20: An Episcopal Congregational Research report states that: Congregations with more special events and fellowship activities were more likely to be growing. What do you think of the idea of monthly community outreach (requires parish participation)?

Answered: 104 Skipped: 2

FAVORABLE	NEUTRAL	UNFAVORABLE	TOTAL	WEIGHTED AVERAGE
60.58%	37.50%	1.92%	104	1.41
63	39	2		

Q21: Should Christ Church make more attempts to increase the diversity of the congregation? (Diversity is a wide array of people who come from different backgrounds, lifestyles, social experiences, races and religions)

Answered: 102 Skipped: 4



Q21: Should Christ Church make more attempts to increase the diversity of the congregation? (Diversity is a wide array of people who come from different backgrounds, lifestyles, social experiences, races and religions)

Answered: 102 Skipped: 4

	YES	NEUTRAL	NO	TOTAL	WEIGHTED AVERAGE
	43.14%	50.98%	5.88%	102	1.63
	44	52	6		